

Easy access to the information you need through standard and customizable reports



Agfa HealthCare Enterprise Imaging Business Intelligence

Your Enterprise Imaging solution contains
a **wealth of information** about your
healthcare enterprise and its operations.
Enterprise Imaging Business Intelligence reports are
a **cornerstone in better understanding operational realities**,
identifying areas for **focused improvement**
and **help build efficiency gains**.

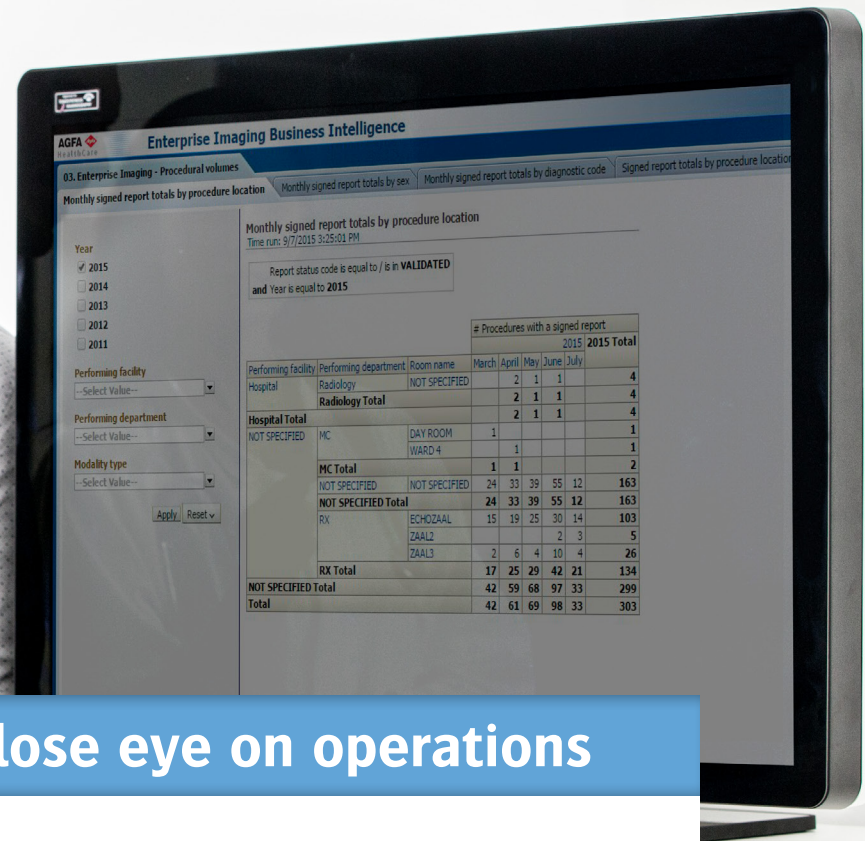
Information for success

Get clear insight into your operations for more informed decision making

- Are you making decisions with all the information available? With Enterprise Imaging Business Intelligence, the answer is “definitely”. Your Enterprise Imaging solution contains **a wealth of information** about your healthcare enterprise and its operations. Enterprise Imaging Business Intelligence lets you easily access that information from a single database, in the form of business intelligence reports and tools that **provide you with historical, current and predictive views of operations.**
- In today’s fast paced-environment, the ability to refer to up-to-date and reliable data and put it to use to **achieve your goals** is a key aspect of your organization’s success. Enterprise Imaging Business Intelligence reports are **a cornerstone in better understanding operational realities**, identifying areas for focused improvement and help build efficiency gains.
- Business intelligence helps you uncover additional savings opportunities, perform **detailed market analyses** and **take action based on facts.** And, as part of the unified Enterprise Imaging platform, all these tools and reports are **available to anyone with the access rights**, spreading the benefits even further.

Get **clear insight** into your operations for more **informed decision making**





Maintain a close eye on operations

What is happening around your hospital, and how is it impacting your success? Enterprise Imaging Business Intelligence keeps you closer to the action, with real-time information on what is going on now, as well as tools to help you continue to move forward.



Acquire real-time insight into your key information

The Live dashboard provides real-time insight into the key information and department KPIs you have identified for monitoring, such as average procedure waiting time, report turnaround time, procedure status and more. You can also define alerts that support you in making informed decisions in a timely manner. For example, the Live dashboard can show when patients are waiting too long for an imaging procedure, allowing you to identify the bottleneck and take action. By reallocating resources as needed, you can clear up the backlog, keep patients informed and improve the patient experience.

Identify trends and cost savings opportunities

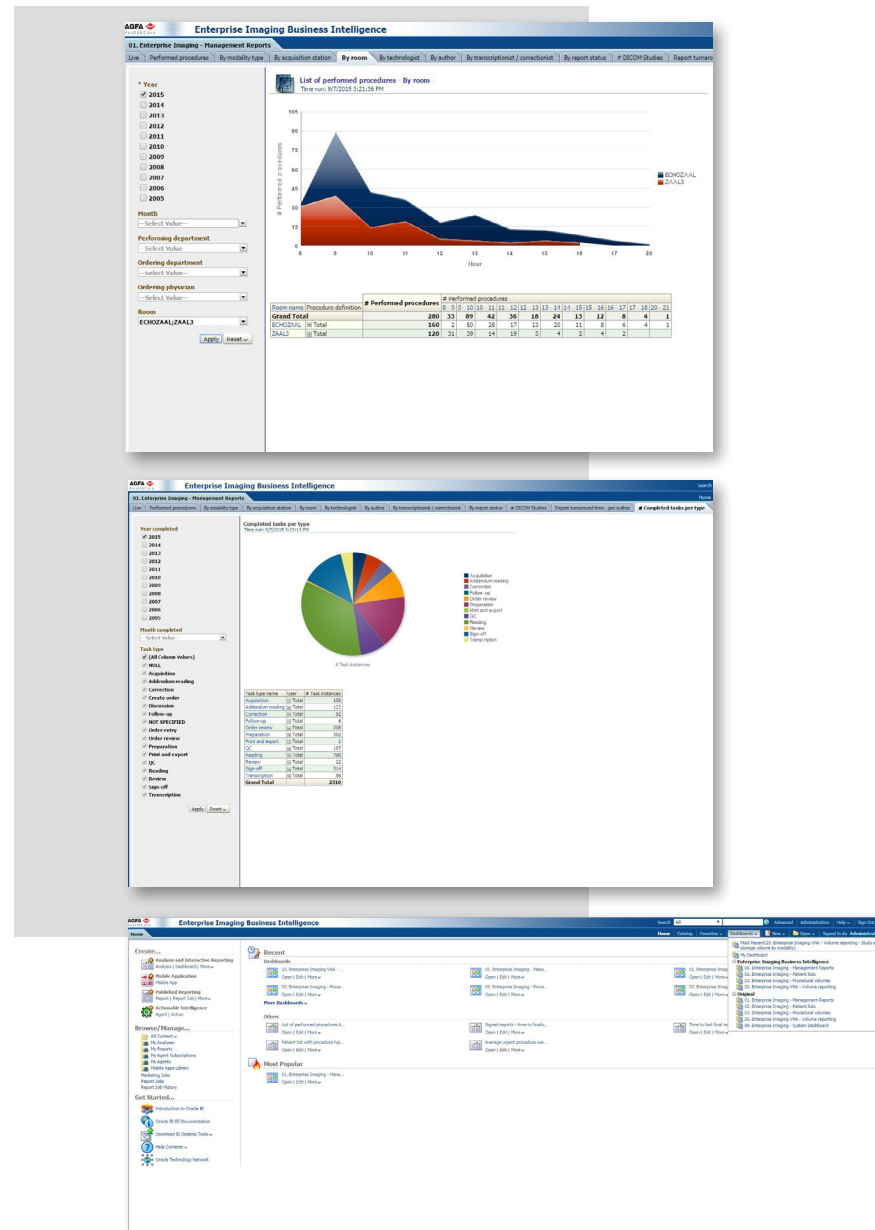
With Enterprise Imaging Business Intelligence, you have the tools you need to analyze, optimize and simplify workflow, and to identify and focus on profitable areas, with reports for both radiology and cardiology. Using the data stored in the Enterprise Imaging database, which is enterprise wide, you can get a view and compare data and workflows across departments using Enterprise Imaging Business Intelligence, allowing you to see evolutions – from the number of procedures performed by day or month, to the ordering physician and department, to the modality type, the room, the technician, radiologist, cardiologist or transcriptionist involved in the procedure.

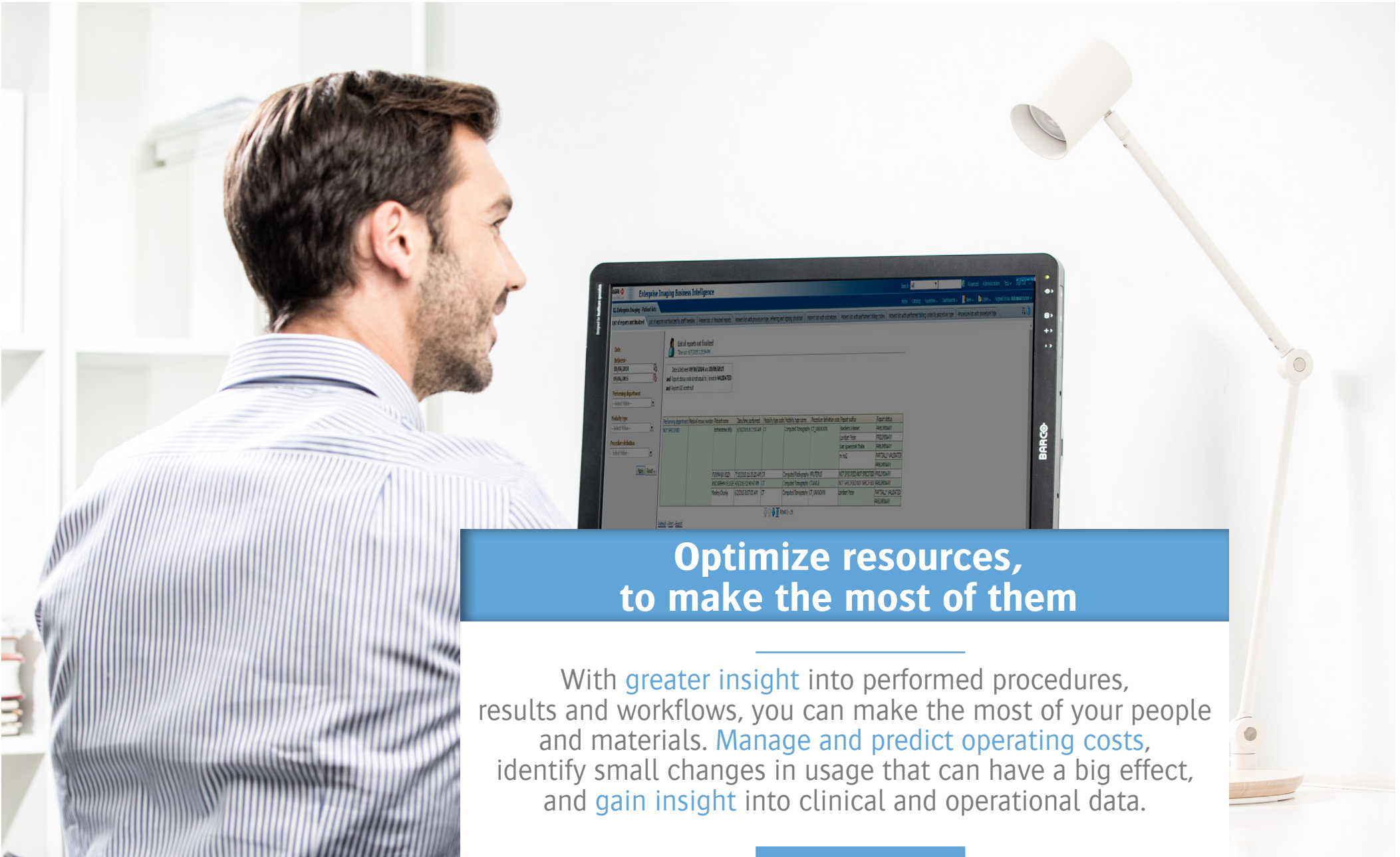
Analyze and enhance workflows

With the workflow analysis you can analyze and optimize workflow for urgent orders. Dashboards show (urgent) report turnaround times, patient waiting times and the waiting time for the final result. With patient tracking, you can identify bottlenecks for urgent orders and clear them up, improving patient throughput and satisfaction. With these reports, you can identify corrective actions required on a daily basis.

Your reports, your way

Enterprise Imaging Business Intelligence includes a very comprehensive set of standard reports, for a broad range of situations. But you and your key users can use the extensive Enterprise Imaging data set to build a customized report according to your needs. And to make this flexible feature even easier to use, Agfa HealthCare's professional services can help you build your customized reports.





Optimize resources, to make the most of them

With **greater insight** into performed procedures, results and workflows, you can make the most of your people and materials. **Manage and predict operating costs**, identify small changes in usage that can have a big effect, and **gain insight** into clinical and operational data.





Improve efficiency with productivity reports

Productivity reports provide you with information on patient and procedure statistics; staff productivity; room activity; and more; all of which can be filtered by several criteria. Productivity reports for Enterprise Imaging let you see which reports have been finalized and the number of reports, by procedure, author, patients, and more. Optimally and fully utilized resources provide improved efficiency by better organizing resources based on criteria such as busier versus slower times of the day, month, year, etc., and basing investment decisions on your hospital's real situation.

Proper billing, inside and outside the hospital

Enterprise Imaging Business Intelligence offers you the possibility to data mine on the billing codes and diagnostics registered in Enterprise Imaging, to help verify that services are being properly billed. You can generate a report listing the billing codes and amounts registered by month, year and performing department, so you can see each department's revenues versus charges. You can also generate a report of the diagnostic codes registered by patient and requested procedure, for a view on the diagnostic finding codes. But proper billing isn't just about the patient. When different departments are using Enterprise Imaging VNA central archive, costs are often split between them based on their usage of the system. You can view the number and evolution of archived studies for each month and year per modality, so you can accurately calculate billing fees for each unit using the central archive.



Keep patients and referring physicians satisfied

Your success depends on the satisfaction of the referring community and your patients. With Enterprise Imaging Business Intelligence you have **information that supports you** to improve report turnaround time, from ordering to distribution, and to better target communication.



Enhance patient throughput and satisfaction

An optimized workflow doesn't only impact your operational efficiency – it impacts your patients as well. A smoother, faster process, from admission to image report validation, enhances the patient's experience and optimizes patient care. And the live dashboard lets you keep a close eye on activities, to further reduce patient waiting times.

Reach and satisfy referring physicians

Better understand your hospital's referring physician "market", with a dashboard that lets you monitor and understand the referring physician's activity. Other data give you a clearer view of patient segmentation. With this clearer perception you can target your communications to the referral community and to patients. You can also create specific information campaigns about new techniques and insights for referring physicians, based on the types of patients they send to you, for what procedures, etc. Finally, you can benchmark your hospital against comparable enterprises, to evaluate where you are, and how you are evolving.

Why Agfa HealthCare

Agfa HealthCare is a global leader in the fast growing market of integrated IT and imaging systems, offering healthcare facilities like yours a seamless flow of information and a 360° view of patient care. We have a unique, holistic approach that enables us to provide in-depth clinical know-how and fully integrated hospital-wide solutions, while our long experience in radiology demonstrates our knowledge in handling images. We have 'deconstructed' the PACS to eliminate vendor lock-in and costly and timely migrations. And our strengths in image management, workflow and IT make us adaptable to today's and tomorrow's healthcare IT challenges. We offer solutions that consolidate archiving and image data communication across the enterprise, with an intelligent workflow solution that offers you the business reporting and analytics you need. By leveraging the data in your Enterprise imaging platform, you can provide more efficient care, in a more cost-effective way.

Agfa and the Agfa rhombus are trademarks of Agfa-Gevaert N.V., Belgium, or its affiliates. XERO is a trademark of Agfa HealthCare N.V., or its affiliates. All other trademarks are held by their respective owners and are used in an editorial fashion with no intention of infringement. The data in this publication are for illustration purposes only and do not necessarily represent standards or specifications that must be met by Agfa HealthCare. All information contained herein is intended for guidance purposes only, and characteristics of the products and services described in this publication can be changed at any time without notice. Products and services may not be available for your local area. Please contact your local sales representative for availability information. Agfa HealthCare diligently strives to provide as accurate information as possible, but shall not be responsible for any typographical error.

© 2015 Agfa HealthCare NV
All rights reserved
Published by Agfa HealthCare NV
B-2640 Mortsel - Belgium
56RM7 GB 00201509
